
VerizonEnterprise Center

Webex Quick Ticket



The [Verizon Enterprise Center Webex Quick Ticket](#) allows you to create and monitor repair tickets through an easy-to-use online interface. Manage your service anytime, anywhere using quick tasks without logging in.

Table of contents

1. [Quick Start - Create a Webex Quick Ticket](#)
2. [Monitoring a Webex Quick Ticket](#)
3. [Resolving a Webex Quick Ticket](#)
4. [Contact Us](#)

Quick Start - Create Webex Quick Ticket

Go to [Verizon Enterprise Center Webex Quick Ticket](#) and follow the prompts to provide required ticket information (required fields indicated with *). Include as much information as possible, including screenshots, to better assist ticket resolution.

It is recommended to read the notes below before starting the ticket.

- If you are using the **Need help finding your Verizon Service ID** link, once the side menu appears, please select Conferencing > Webex Meetings> then refer to the Service Identifier field
- The ~ (tilde) symbol is required when entering SITENAME~USERNAME.
- Do not use *https://* or *webex.com* in the service ID field..
 - Example: If your site URL is SiteName.webex.com, your Service ID is SiteName-username@test.com

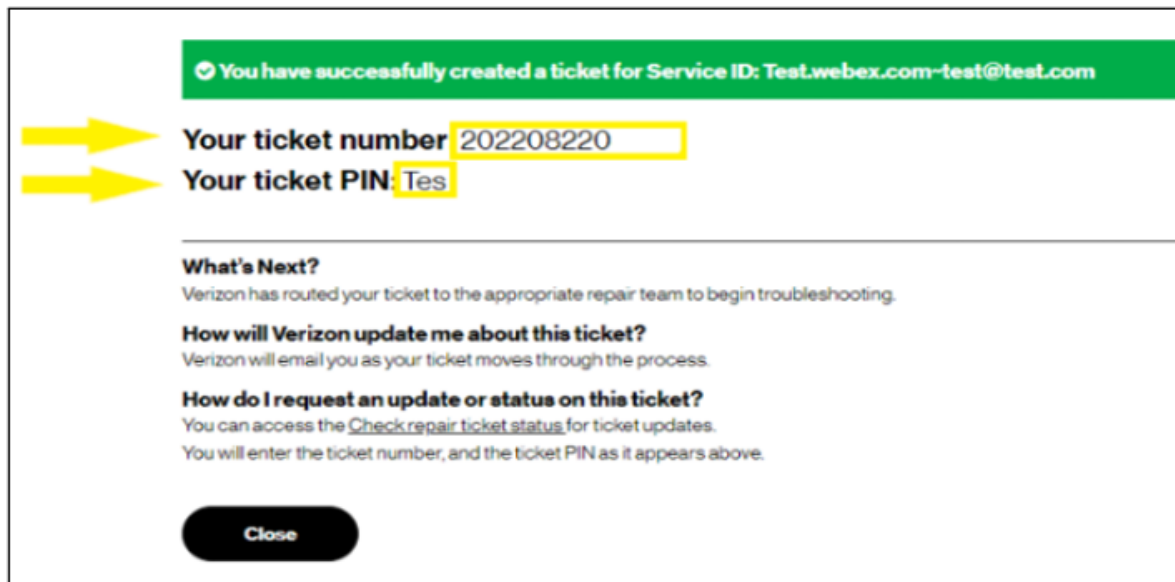
IP	Data	Voice	Maintenance	Managed	MSS Cloud	Conferencing	Others
Conferencing Service		What to enter		Service Identifier Example			
<input type="radio"/>	Webex Meetings	Site Name and WebEx Username		https:// SITENAME .webex.com WebEx Username = what the meeting owner used to log in to the site The above information would be entered as SITENAME-WebEx Username			

- Follow instructions to complete, selecting Continue or Next at the bottom of each form.
- If your service ID was **NOT** validated, please select *Continue Anyway*
- Under the “Select Service type” dropdown (second screen), scroll to bottom to find Conferencing section then select the correct product
- On the Issue tab, under Ticket Details
 - Customer ticket number refers to an internal company ticket. Leave blank if you do not have one.
 - Enter the date and time the issue occurred.
- After completing each section, submit the form.

Monitoring a Webex Quick Ticket

After submitting your repair ticket, you can manage, monitor, and check the status of your case by visiting [Check Status of a Repair Ticket](#). Use the ticket number and the ticket PIN to check the status of a repair ticket.

Once the repair ticket has been created, Verizon will provide frequent updates by email on the status and progress of your repair ticket.



You have successfully created a ticket for Service ID: Test.webex.com-test@test.com

Your ticket number 202208220

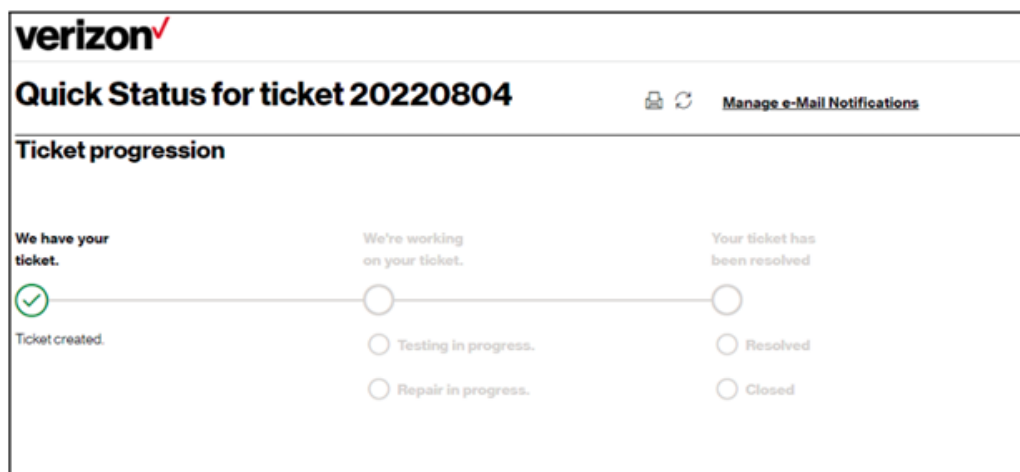
Your ticket PIN: Tes

What's Next?
Verizon has routed your ticket to the appropriate repair team to begin troubleshooting.



How will Verizon update me about this ticket?
Verizon will email you as your ticket moves through the process.

How do I request an update or status on this ticket?
You can access the [Check repair ticket status](#) for ticket updates.
You will enter the ticket number, and the ticket PIN as it appears above.

Close



verizon

Quick Status for ticket 20220804   [Manage e-Mail Notifications](#)

Ticket progression

We have your ticket. **We're working on your ticket.** **Your ticket has been resolved.**


Ticket created. **Testing in progress.** **Resolved.**

Repair in progress. **Closed.**

Resolving a Webex Quick Ticket



Resolved cases will appear as follows. If an issue reoccurs, the case can be reopened **within 10 days** for further investigation (**ATTN: Issues that are determined to be unrelated will require a new case**).



Quick Status for ticket 202208041

Your Reference No.: 1234567893216 🖨️ 🔄 [Manage e-Mail Notifications](#)

Ticket progression

We have your ticket.

Ticket created.

We're working on your ticket.

Testing completed

Repair completed

Your ticket has been resolved

Resolved

The ticket will be closed. Please reopen the ticket if the issue persists.

Closed

Contact Us

BEST PRACTICES before escalating through the Verizon Enterprise Center

- To escalate your repair ticket please contact us at one of the numbers below,
- Please have your ticket number and details of the incident being reported ready so we can assist you immediately

Please select option2/option 2 for Webex support	
US	1-800-475-5000 1-415-228-5035
Europe, Middle East & Africa	44-20-7950-9950
Australia	1800-505-020
Hong Kong	852-2802-5100
Japan	81-3-6868-2809
Singapore	65-6883-9144